


# 4200/4300 Mag Press Instructions



## SEPARATION


## INSERTION



**Insert the non-hub end of the roller into the clamp and tighten.**




**Rotate the roller down onto the guides.**




**Pull the press lever to the right to pop the hub from the sleeve.**



**Fit the hub onto the end of the sleeve.**



**Position the hub end into the press socket**



**Rotate the mag roller onto the guide and pull the press lever to the left to press the hub into the sleeve.**